






L. K. INTERNATIONAL SCHOOL

**SUMMER
HOLIDAY
HOMEWORK**

Class: UKG

 **Name:** _____

 **Section:** _____

 **Roll No.:** _____

**Enjoy your holidays
and keep learning!**



MY SUMMER DISCOVERY BOOK

UKG | Summer Holidays 2026–27

Explore. Discover. Grow.

My name is: _____

My class is: _____

Section: _____

My school: _____

Dear Parent

Welcome to your child's Summer Homework Booklet! This has been designed for 40 days of summer holidays — joyful, meaningful, and manageable. There is no heavy writing. Activities are based on what your child has already learned in UKG this year.

Your role: observe your child, encourage them, and give stars on the Habit Tracker once a week. That is all.

Two Special Holiday Routines

📅 Daily Morning Affirmations

Say these with your child every morning — make it a joyful ritual!

- 🌟🌟 *am blessed. Thank you.*
- 🌟🌟 *am healthy and strong. Thank you.*
- 🌟🌟 *have a loving family. Thank you.*
- 🌟🌟 *am thankful for today.*
- 🌟🌟 *have a healthy body and a healthy mind.*

📅 Wednesday Chores (25 Points per Wednesday)

Helping at home builds responsibility. Praise and encourage your child while the chore is in progress.

Chore	Wed 1	Wed 2	Wed 3	Wed 4
Making the bed – 5 P				
Putting toys away – 5 P				
Watering the plants – 5 P				
Helping set the table – 5 P				
Clearing the table – 5 P				

Monday Yoga

Practicing yoga is important for children for many of the same reasons it is important for adults. Both adults and children face distractions, pressure, stress, and emotional challenges in their daily lives. Yoga is a simple and effective way to help children relax, stay calm, reduce stress and anxiety, improve emotional regulation, develop empathy, and promote healthy sleeping habits.

To begin, choose a quiet and spacious place free from furniture or distractions. Soft music may be played in the background, if desired. Children should wear comfortable clothing, and practicing barefoot is recommended.

While engaging in yoga, the focus should be on enjoying movement and having fun rather than achieving perfectly aligned poses. Encourage creativity, meaningful experiences, and different learning styles during the activity.

Parents are requested to participate along with the child while the child is performing the assigned yoga activity.

Pre-Primary Grades Alphabet Yoga A-Z 4)

Alphabet Yoga A–Z Video: Either follow the below link or scan the QR code:

<https://www.youtube.com/watch?v=E0RUN0e3ZGY>



How to Use This Booklet

EVS	Two activity pages — one for All About Me, one for Home and Family. Colour, circle, match.
Literacy	One activity page — vowel sounds and CVC words from both themes.
Numeracy	Two activity pages — numbers and shapes from both themes.
Hindi	One matching page — words and pictures only. No writing.
Fun Page	Spot the Difference and Story Sequence. Just for enjoyment!
Habit Tracker	Child draws one face every morning. Parent colours stars once a week.

No special materials needed. Just this booklet, crayons, and a pencil.

MY HAPPY HOLIDAY HABITS

Summer Holidays 2026 | UKG

Child's Name: _____ Class: _____ Section: _____

Dear Students,

At the end of each week, look at each habit and draw one face:

😊 did well | 🤔 I am trying | 😞 need help

Dear Parent: At the end of each week, look at each habit and draw the stars.

Draw 3 stars = Did this every day

Draw 2 stars = Did this most days

Draw 1 star = Needs more practice

My Habit	Week 1	Week 2	Week 3	Week 4	Week 5	Week 6
☑ I brushed my teeth twice a day						
● I drank enough water every day						
☑ I ate one healthy food today						
☑ I kept my things neat						
☑ I helped someone at home						
☑ I said something kind today						
☑ I did my activity today						
☑ I slept on time at night						
Parent's Overall Rating						

Remarks (optional): _____


Please keep this tracker in a convenient place at home and fill it in at the end of each week. Send it back to school with your child when the holidays are over.

Reading Strip -- Read each word aloud. Parent: tick [] the words your child reads correctly.

see eye []	hear ear []	smell nose []	touch hand []	walk leg []	feel skin []
--------------------------	---------------------------	-----------------------------	-----------------------------	---------------------------	----------------------------

Activity 1 -- My Wonderful Body -- Colour and Label

Look at the body outline below. Colour it carefully. Then write the body part names using the Word Bank.



Word Bank: hair eye ear nose mouth neck shoulder chest hand leg knee foot

Activity 2 -- My Five Senses -- The 5 Senses Game

Set up 5 quick stations before starting.

Station 1 (Kitchen): smell two things.

Station 2 (Living Room): close eyes, parent places 3 objects in hands one by one - guess each one!

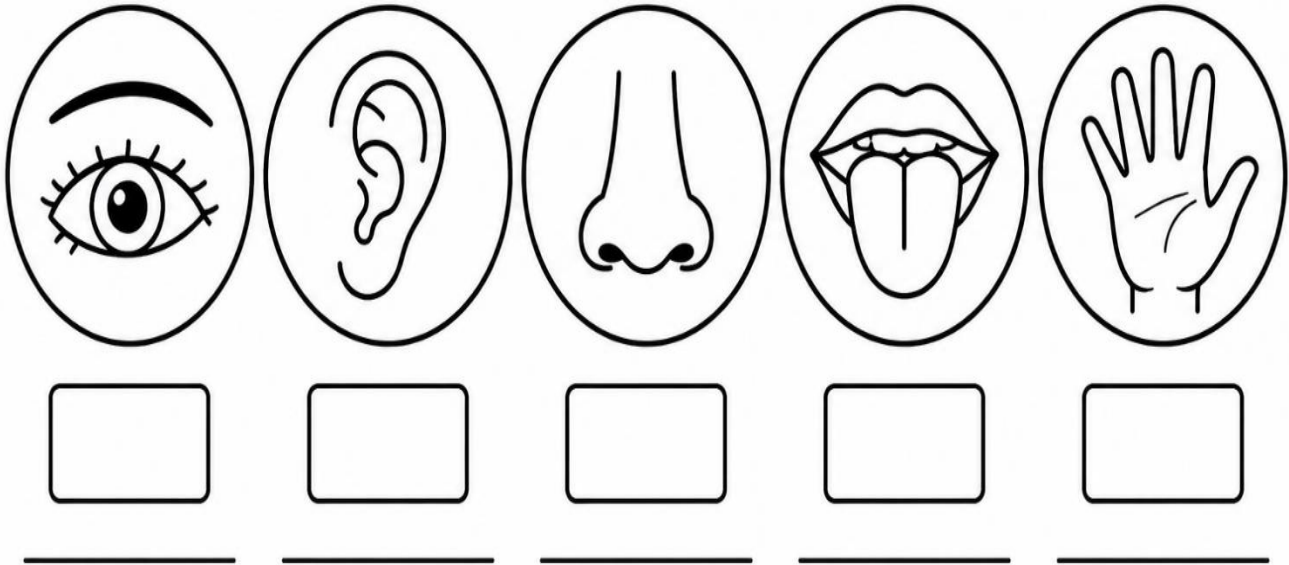
Station 3: parent makes 3 sounds (tap glass, crinkle paper, clap) - child says which is which.

Station 4 (Kitchen): taste a tiny pinch of sugar and salt.

Station 5: look at any picture in a book and say 3 things you see.

After all, 5 stations, come to the booklet page.

Each circle has a sense organ drawn inside. Colour the circle and mention the station number for respective sense organ which was used at that station.



I Know This! -- Circle how you feel:

:-) I know this well

:-| I am still learning

:-(I need more help

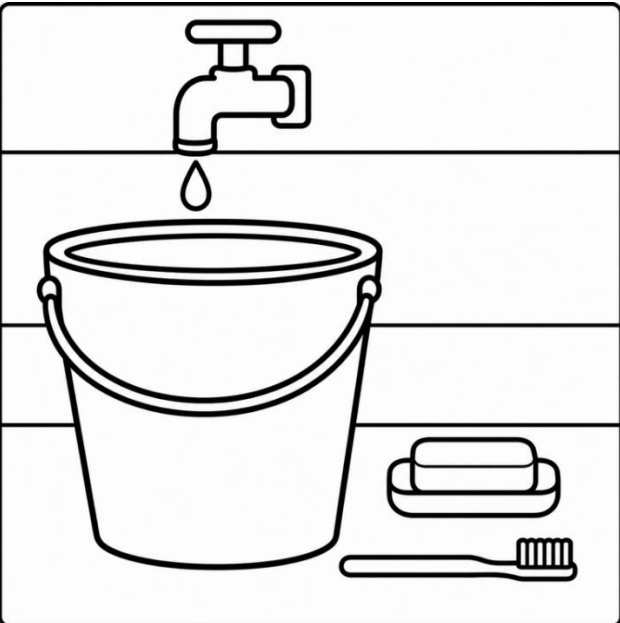
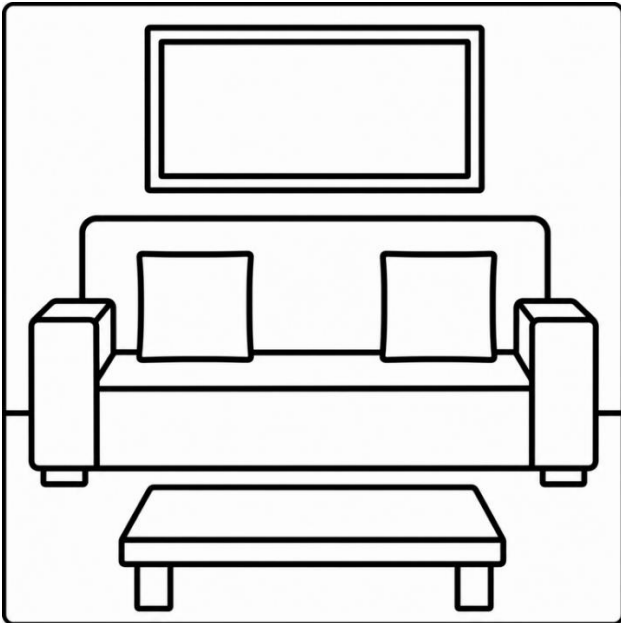


EVS Worksheet 2 -- My Home, My Space, My Family

Reading Strip -- Read each word aloud. Parent: tick [] the words your child reads correctly.

<i>cook</i> kitchen []	<i>sleep</i> bedroom []	<i>wash</i> bathroom []	<i>helps us</i> doctor []	<i>good food</i> healthy []	<i>home</i> family []
--------------------------------------	---------------------------------------	---------------------------------------	---	---	-------------------------------------

Activity 1 -- My Favourite Room -- Colour and Circle

Four rooms are shown below. Colour your favourite room. Then circle its name from the word bank.

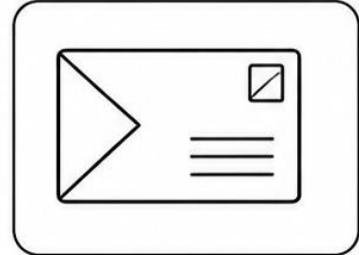

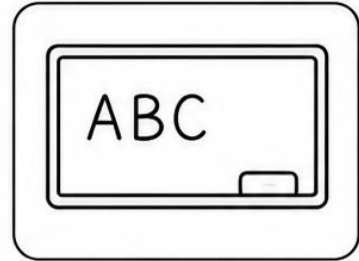

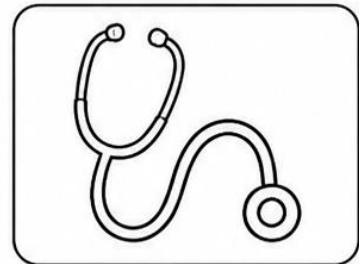



Circle your Favourite Room

- kitchen**
- bed room**
- living room**
- bathroom**


Activity 2 -- Helpers Who Help Us -- Match the community helpers with their tool

Three helpers are shown below. Colour the uniform of your favourite helper.



Activity 3 -- Healthy Food -- Tick or Cross

Look at each food item. Put a TICK (✓) if it is healthy. Put a CROSS (✗) if it is not healthy.



The Healthy Tummy Dot Challenge

Instructions for Children & Parents

1. Every night, look at what the child ate during the day.
2. Child will colour dots in that day box:
 - ☐☐☐ = I ate no junk food today.
 - ☐☐☐ = I ate junk food only one time today.
 - ☐☐☐ = I ate junk food more than one time today.
3. At the end of every week, parents will give one Weekly Health Badge at the bottom.
4. Parent Weekly Health Badge:
 - Super Healthy Week
 - Very Healthy Week
 - Some Junk / Needs improvement
5. Tracker is provided at the end of the homework.

Numeracy Worksheet 1 -- Numbers and Shapes

Activity 1 — Fill the Missing Numbers (1 to 40)

Write the missing numbers in each sequence:

1	2		4		6		8	9	
---	---	--	---	--	---	--	---	---	--

11		13		15	16		18		20
----	--	----	--	----	----	--	----	--	----

31	32			35		37		39	40
----	----	--	--	----	--	----	--	----	----

Activity 2 — Counting Me and Family. Count and write the following:

Count the people in your home today: _____

Count your fingers on both hands: _____

Count your toes: _____

Which is more — fingers or toes? Circle: fingers / toes

How many eyes do you have? _____

How many fingers on one hand? _____

How many sense organs in total? _____

Count the people at home. Each has 2 eyes. Total eyes = _____

Activity 3 -- Circle the Bigger Number

In each pair, circle the BIGGER number:

7 and 3	15 and 18	24 and 42	36 and 31	48 and 50
---------	-----------	-----------	-----------	-----------

Activity 4 — Kitchen Count

Count the vegetables at home today: Onions ____ Tomatoes ____ Potatoes ____

Which vegetable was the most? _____

Count the fruits at home: _____

Total vegetables + fruits = _____

Numeracy Worksheet 2 -- Numbers 51-60, Pentagon, Far and Near

Activity 1 -- Before, Between, After (Numbers 51-60)

Write the missing numbers:

BEFORE	BEFORE	BETWEEN	AFTER	AFTER
___ 54	___ 57	55 ___ 57	58 ___	53 ___
___ 56	___ 60	52 ___ 54	51 ___	59 ___

Activity 2 -- Match the Shape -- Draw a line

Draw a line from the shape name to the correct shape picture:

Circle	
Square	
Triangle	
Rectangle	
Pentagon	

Activity 3 -- Count the Sides

Write the number of sides each shape has:

CIRCLE	TRIANGLE	SQUARE	RECTANGLE	PENTAGON

I Know This! -- Circle how you feel:

:-) I know this well :-| I am still learning :- (I need more help





Activity 4 -- Shape Pentagon

Read each sentence. Write T for True or F for False in the box:

A pentagon has 5 sides.	
A square has more sides than a pentagon.	
A circle has no sides.	
A pentagon has more sides than a triangle.	

Activity 5 -- Far and Near

Look at each picture. Circle the correct answer:

<p>1</p>		<p>The bird in the sky is: (Far) (Near)</p>
<p>2</p>		<p>The flower pot is: (Far) (Near)</p>
<p>3</p>		<p>The mountain is: (Far) (Near)</p>
<p>4</p>		<p>The dog is: (Far) (Near)</p>

I Know This! -- Circle how you feel:

:-) I know this well
:-| I am still learning
:-(I need more help

Literacy Worksheet -- Vowel Sounds

Activity 1 -- Find the Vowel -- Colour the Word!

Colour Code:

Colour **RED** if the word has the "a" sound (like tap)

Colour **BLUE** if the word has the "e" sound (like bed)


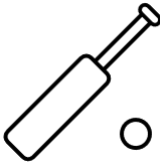


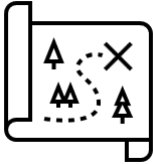

Look at each word. Find the vowel sound in the middle. Colour the whole word box with the right colour using your crayons.

bed	cap	lap	fan	net	rib
mat	pet	dig	tap	lag	bin
jam	hip	vet	nap	lid	hen

I coloured ___ RED words (vowel a)	I coloured ___ BLUE words (vowel e)	I coloured ___ Remaining (vowel i)
------------------------------------	-------------------------------------	------------------------------------

Activity 2 -- Write the Missing Vowel -- (a only)

Write the missing letter "a" in each word. The pictures will help you!

c _ t	b _ t	b _ g	t _ p	m _ p	c _ p
					

Activity 3 -- Circle the Correct Word

Look at each picture. Circle the correct word.

bad / bed / bid	han / hin / hen	hat / hut / hit	fun / fan / fin
			

I Know This! -- Circle how you feel:

:-) I know this well





:-| I am still learning

:-(I need more help





Hindi -- Shabd Gyan (Matching Activity)

Instructions for Parent: Read the activity title aloud to your child in Hindi. No writing needed. Child only draws lines to match.



Activity 1 -- Do Akshar Wale Shabd -- Match the picture

□ □	
□ □	
□ □	
□ □	

Activity 2 -- Teen Akshar Wale Shabd -- Match the picture

□ □ □	
□ □ □	
□ □ □	
□ □ □	

Activity 3 -- Char Akshar Wale Shabd -- Match the picture

□ □ □ □	
□ □ □ □	
□ □ □ □	

Activity 4 -- Kitne Akshar? -- Circle the correct number

Count the akshar in each word. Circle the correct number -- 2 or 3 or 4:

<input type="checkbox"/> <input type="checkbox"/> 2 / 3 / 4	<input type="checkbox"/> <input type="checkbox"/> <input type="checkbox"/> 2 / 3 / 4	<input type="checkbox"/> <input type="checkbox"/> <input type="checkbox"/> <input type="checkbox"/> 2 / 3 / 4
<input type="checkbox"/> <input type="checkbox"/> 2 / 3 / 4	<input type="checkbox"/> <input type="checkbox"/> <input type="checkbox"/> 2 / 3 / 4	<input type="checkbox"/> <input type="checkbox"/> <input type="checkbox"/> <input type="checkbox"/> 2 / 3 / 4

I Know This! -- Circle how you feel:

:-) I know this well

:| I am still learning

:(I need more help

🔍 Spot the Difference — find 5 differences between the two pictures. Spot and circle the difference in each picture.


Picture A

Picture B

I found _____ differences!

Story Sequence — put these pictures in order: write 1, 2, 3, 4


What happened first? Write 1, 2, 3, 4 in the boxes!




The correct order is: _____

The Elephant and the Ant

“There was a BIG elephant... very big!”
 But he was not kind.
 He used to trouble all the small animals.”
 “One day, he threw water on the little ants!”




The ants said, ‘Please don’t trouble us!’
 The elephant said, ‘Go away!
 I am big and strong!’



Next day, the elephant was sleeping...
 One small ant climbed into his trunk!
 The elephant shouted,
 ‘Oh no! It hurts! Please help!’
 He said, ‘Sorry, I will not
 trouble anyone again!’



The ant came out and forgave him.”



What did we learn?

- ★ Don't trouble others!
- ★ Be kind to everyone!

Instructions for Students

Dear Students,
 During your summer holidays, you have to learn and prepare the story “The Elephant and the Ant.”
 You will present this story in the class after the holidays.
 You can also prepare it using puppets. 🎭🎭

Try to:

- ★ Learn your dialogues clearly
- ★ Use expressions and actions
- ★ Practice speaking with confidence
- ★ Make and use simple puppets for your story



We are excited to see your wonderful performances!
 Happy Holidays and Happy Learning!



THE HEALTHY TUMMY

DOT CHALLENGE!

My 5-Week Healthy Eating Tracker



Dear Child: Every day, think about what you ate.
Colour the dots to show how much junk food you had.

Dear Parent: At the end of each week, give a health badge to your child based on the whole week.



WEEK	MONDAY	TUESDAY	WEDNESDAY	THURSDAY	FRIDAY	SATURDAY	SUNDAY	PARENT'S WEEKLY HEALTH BADGE
WEEK ONE	○ ○ ○	○ ○ ○	○ ○ ○	○ ○ ○	○ ○ ○	○ ○ ○	○ ○ ○	
WEEK TWO	○ ○ ○	○ ○ ○	○ ○ ○	○ ○ ○	○ ○ ○	○ ○ ○	○ ○ ○	
WEEK THREE	○ ○ ○	○ ○ ○	○ ○ ○	○ ○ ○	○ ○ ○	○ ○ ○	○ ○ ○	
WEEK FOUR	○ ○ ○	○ ○ ○	○ ○ ○	○ ○ ○	○ ○ ○	○ ○ ○	○ ○ ○	
WEEK FIVE	○ ○ ○	○ ○ ○	○ ○ ○	○ ○ ○	○ ○ ○	○ ○ ○	○ ○ ○	

HOW TO COLOUR THE DOTS (Child)

○ ○ ○ No junk food today (Colour all 3 GREEN)

○ ○ ○ Ate junk food once (Colour 2 GREEN, 1 RED)

○ ○ ○ Ate junk food more than once (Colour all 3 RED)

PARENT'S WEEKLY HEALTH BADGE (Give one)

☆☆☆ SUPER HEALTHY WEEK (Almost no junk food)

☆☆ VERY HEALTHY WEEK (Some junk food only once or twice)

☆ SOME JUNK / NEEDS IMPROVEMENT (Too much junk food this week)

You are a HEALTHY TUMMY CHAMPIONI!

Let's make healthy choices and grow strong!