



L. K. INTERNATIONAL SCHOOL



SUMMER HOLIDAY HOMEWORK



★ Class: **NURSERY** ★

★ Name: _____

★ Section: _____

★ Roll No.: _____

Learn, Play
and Have Fun!



MY SUMMER DISCOVERY BOOK

Nursery | Summer Holidays 2026 – 27

Learn. Play. Explore.

My name is: _____

My class is: _____ Section: _____

My school: _____

Dear Parent

Welcome to your child's Nursery Summer Holiday Book! This booklet is designed to make the summer holidays a joyful, meaningful experience – blending learning with play in ways that feel natural for young children. Inside you will find 3 weekly themes with hands-on activities, and worksheet pages for EVS and Numeracy. All activities are developmentally appropriate for Nursery children and require your loving participation.

Two Special Holiday Routines

Daily Morning Affirmations

Say these with your child every morning – make it a joyful ritual!

- I am blessed. Thank you.*
- I am healthy and strong. Thank you.*
- I have a loving family. Thank you.*
- I am thankful for today.*
- I have a healthy body and a healthy mind.*

Wednesday Chores (25 Points per Wednesday)

Helping at home builds responsibility. Praise and encourage your child while the chore is in progress.

Chore	Wed 1	Wed 2	Wed 3	Wed 4
Making the bed – 5 P				
Putting toys away – 5 P				
Watering the plants – 5 P				
Helping set the table – 5 P				
Clearing the table – 5 P				

Monday Yoga

Practicing yoga is important for children for many of the same reasons it is important for adults. Both adults and children face distractions, pressure, stress, and emotional challenges in their daily lives. Yoga is a simple and effective way to help children relax, stay calm, reduce stress and anxiety, improve emotional regulation, develop empathy, and promote healthy sleeping habits.

To begin, choose a quiet and spacious place free from furniture or distractions. Soft music may be played in the background, if desired. Children should wear comfortable clothing, and practicing barefoot is recommended.


While engaging in yoga, the focus should be on enjoying movement and having fun rather than achieving perfectly aligned poses. Encourage creativity, meaningful experiences, and different learning styles during the activity.

Parents are requested to participate along with the child while the child is performing the assigned yoga activity.





Pre-Primary Grades Alphabet Yoga A-Z 4)

 **Alphabet Yoga A–Z Video: Either follow the below link or scan the QR code:**

<https://www.youtube.com/watch?v=E0RUN0e3ZGY>



How to Use This Book

-  Each Theme has 2–3 hands-on Life Activities. Read instructions with your child before starting.
-  EVS and Numeracy worksheet pages follow each theme. Your child ticks, circles, or traces answers.
-  Look at all pictures together before answering – discuss what they show.
-  **Parent's Note:** after each week, write 1–2 lines about what your child said or did.


Alphabets, Numbers & Summer

Find. Say. Draw.


Think & Write – EVS: Name and Gender

EVS Worksheet – Name and Gender


1. Circle the boy and Tick (✓) the girls.




2. Tick (✓) the picture that represents you.




3. Circle the girl with the red frock.



4. Match the same picture.



5. Circle the boy with the red cap.

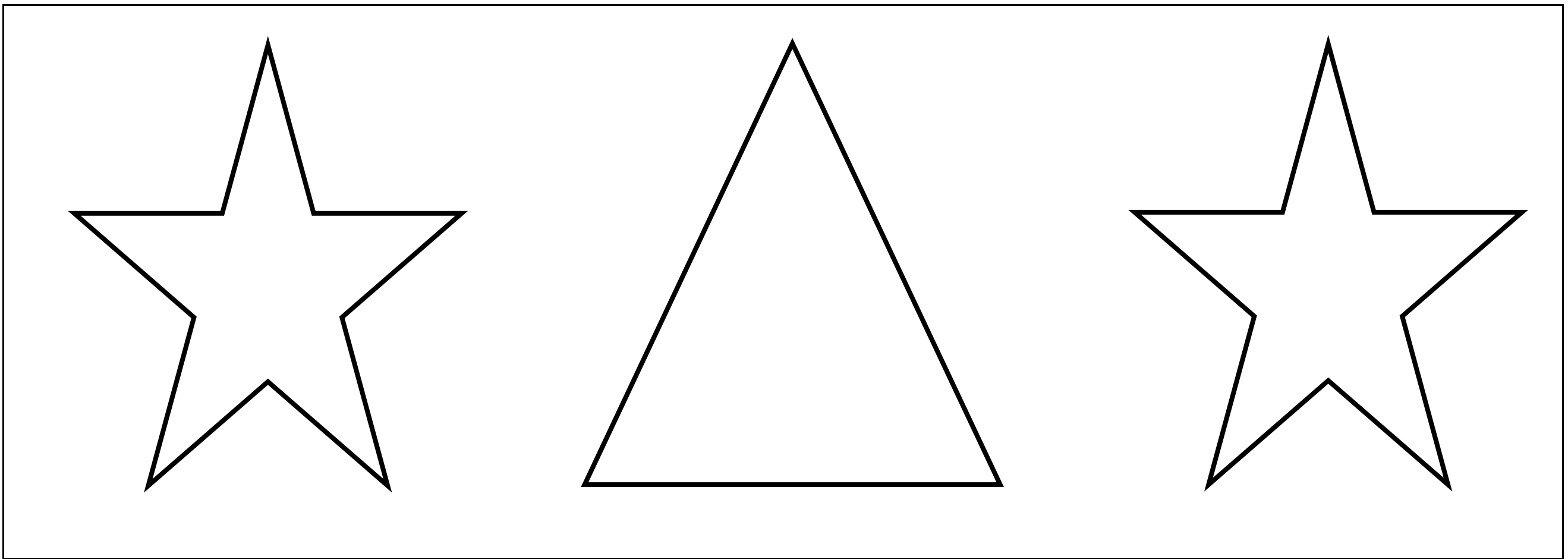


1 2 3 4 Numeracy: Same and Different



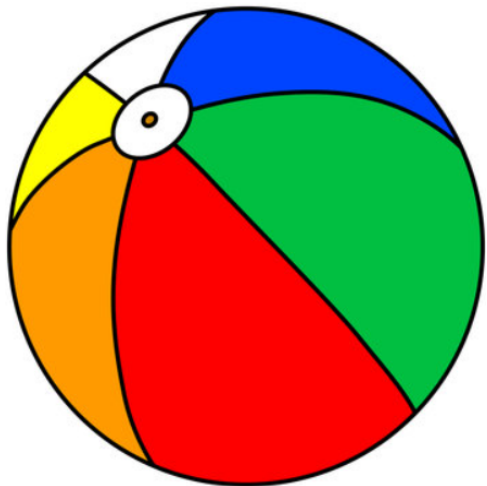

Numeracy Worksheet – Same and Different

1. Tick (✓) the pictures that are the same from the box.


2. Draw a "Standing Line" (|) in the shape that is different.



3. Tick (✓) "Yes" if the pictures are the same. Cross (✗) "No" if the pictures are different.

		<p>Yes / No</p>
		<p>Yes / No</p>

4. Circle the colour that is different.



5. With the help of parents, observe things at home that look the same and different.

Paste the picture / sticker in the respective box

<p>Things that look the SAME</p>	<p>Things that look DIFFERENT</p>

--	--

Life Activity – 1

Activity 1: Alphabet Treasure Hunt

Materials Needed: Chart paper, crayons, pencil

Instructions to the learner:

- Find one object each starting from the letter A, B, and C – for example: Apple, Ball, Car.
- Say the word and its letter sound aloud with your parent.
- Draw and colour the object on the chart.
- Write the letter next to each drawing.
- This activity should be done with a parent's guidance.

Activity 2: Counting Carnival – Numbers Around Me!

Instructions to the learner:

- Walk around the house with your parent.
- Spot the numbers on clocks, remotes, calendars, books, etc.
- Say each number aloud.
- Record a short video saying the first 5 numbers you have found.
- This activity should be done with a parent's guidance.

 **Creative Activity – My Summer Chart****Activity 3: My Summer Chart****Instructions to the learner:**

- On an A4 size sheet, draw or paste pictures of summer-related items like sunglasses, hats, mangoes, watermelon, and ice cream.
- Learn and speak two sentences about any two items. Example: "Mango is yellow. It is sweet."
- This activity should be done with a parent's guidance.

 **Draw or paste your Summer Chart items here:**

 **Parent's Note**

What did my child enjoy most?

Something new my child said or noticed:

One thing that made me proud this week:

1 2 3 4 My Body, Plants, and Numbers
 Create. Compare. Observe.


Think & Write – EVS: Parts of the Body

EVS Worksheet – Parts of the Body

General Instruction: Complete all the questions as per the instructions provided.

1. Tick (✓) Yes / No.


Is this a hand?




Is this a leg?




Is this a nose?



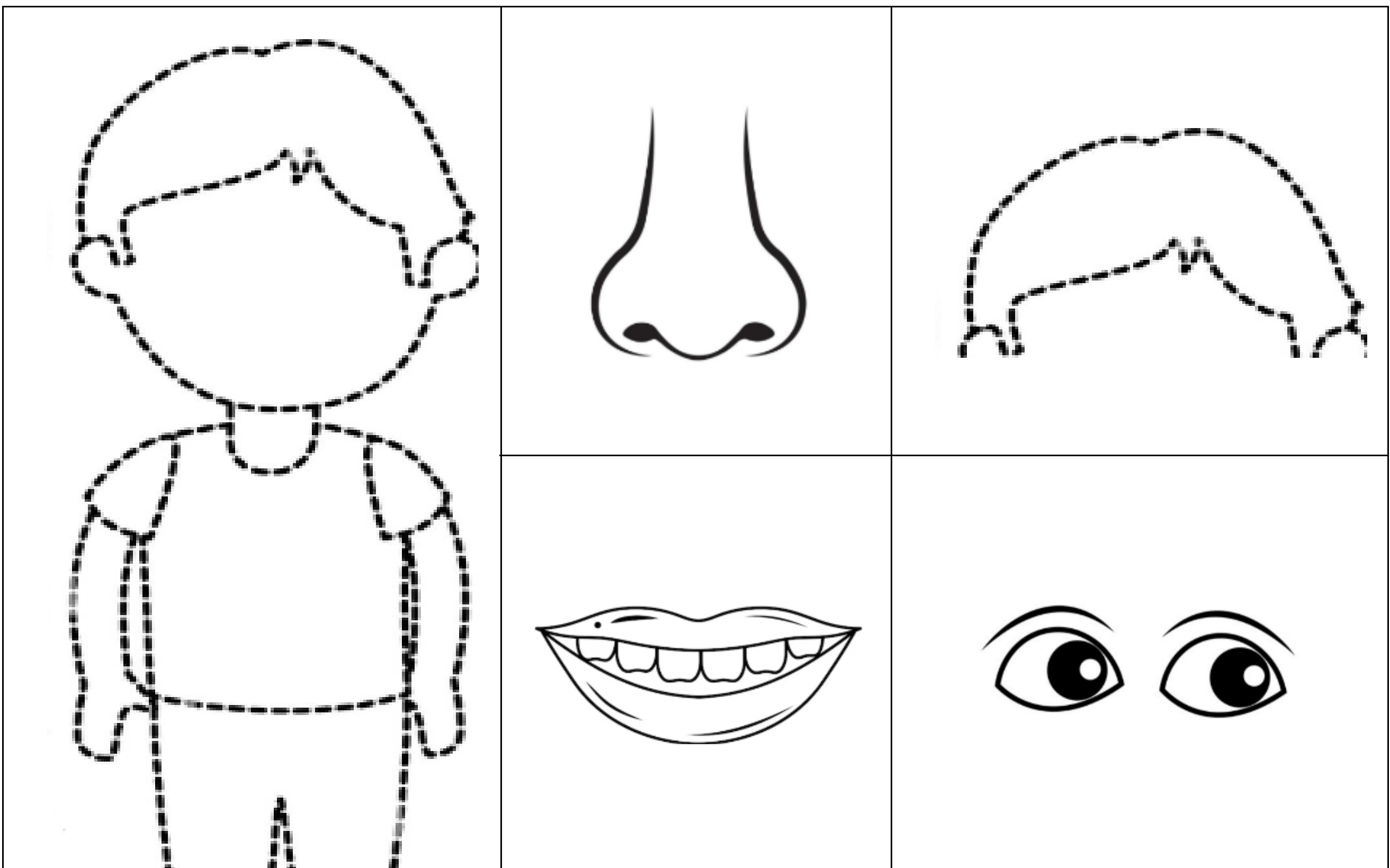
2. A partial body image is shown – Circle the correct body part to complete the picture.



3. Circle the other half of the picture.




4. Tick (✓) the missing parts.




**1 2
3 4** Numeracy: Number 1 and 2


1. Circle "1" girl from the given pictures.




2. Match the following.



3. Observe the picture and Tick (✓) the respective number.



9. Trace the numbers.**Life Activity – 2****Activity :-Big and Small Hunt**

Materials Needed: Any 2 objects of different sizes (e.g., big spoon and small spoon, big ball and small ball)

Instructions to the learner:

- Find one big object and one small object in your home.
- Hold them and say, "This is big" and "This is small."
- Place them side by side and see the difference in size.
- You can also try sorting a few more items into big and small groups.
- This activity should be done with a parent's guidance.

Creative Activity – Water Fun – Watch a Plant Grow!

Activity 3: watch a Plant Grow!

Materials Needed: A few seeds (any), water, A4 sheet, glue, pictures of the seeds on Day 1, Day 15, and Day 30

Instructions to the learner:

1. Sow some seeds in soil, water it and keep under the sun.
2. Water it daily and observe the change in your seed.
3. Take its picture on Day 1, Day 15, and Day 30.
4. Paste the pictures on an A4 sheet in the order as mentioned.
5. Talk about how the seed has changed.

 **Paste your pictures here:**

Day 1	Day 15	Day 30

 **Parent's Note**

What did my child enjoy most?

Something new my child said or noticed:

One thing that made me proud this week:













Stories, Body & Sorting

Listen. Discover. Sort.


Think & Write – EVS: Parts of the Body & Keeping Clean

EVS Worksheet – Keeping Our Body Clean

1. If the picture shows how to keep our body clean – circle  . If not circle  .


2. Match with the right picture to keep our body clean.



1 2 3 4 Numeracy: Shape – Circle

Numeracy Worksheet – Circle


1. Tick (✓) the shape that looks like a circle.




2. Match with the other half to make a complete circle.



3. Colour the circles with red. Count them and circle the respective number.





Life Activity – 3

Activity 1: Story Time – Draw Your Favourite Character

Materials Needed: Paper, crayons/markers/pens, pencil

Instructions to the learner:

- Listen to a short story narrated by your parent.
- Draw your favourite character from the story.
- Add details like clothes and facial expressions.
- Write the character's name under your drawing and the story name as the heading.
- This activity should be done with a parent's guidance.

Activity 2: Sorting Express


Materials Needed: Various toys (big and small or different colours), a picture of yourself with the toys, glue, paper

Instructions to the learner:

- Sort toys into two groups: big toys and small toys, OR red toys and blue toys.
- Paste your picture with the toys on paper.
- Label the groups (e.g., Big Toys, Small Toys or Red Toys, Blue Toys).

 **Creative Activity – My Body Parts****Instructions to the learner:**

- Colour the body outline with parents' or an adult's help.
- Label each body part: head, arms, legs, eyes, ears, nose, mouth, hands, feet, etc.
- Take parent's help to label the body parts.



Parent's Note

What did my child enjoy most?

Something new my child said or noticed:

One thing that made me proud this week:

Rhymes to Learn

चिड़िया रानी

चिड़िया रानी आओ ना।
 अपना पील सुनाओ ना।
 ये जो खानी हनुआ-पुदी।
 तुम भी आकर खाओ ना।

हाथी राजा बहुत थोले

हाथी राजा बहुत थोले
 बड़े हिलाने कहाँ गले
 क्या किलाने कहाँ गले?
 ये घर भी आओ ना,
 हलका भूरी खाओ ना।
 आओ मेरी चुराओ पर,
 चुराओ पोली, खर खर।

आम रसीला

देखो कितना आम रसीला
 छिलका इसका पीला पीला।
 लगता कितना ताजा है।
 आम फलों का राजा है।

VR Learning MUMMY DARLING, PAPA DARLING

Mummy darling, Papa darling,
 I love you! I love you!
 See the baby dancing,
 Just for you, just for you.
 See the baby smiling,
 Just for you, just for you.

TEDDY BEAR

Teddy bear, teddy bear,
 Turn around,
 Teddy bear, teddy bear,
 Touch the ground.
 Teddy bear, teddy bear,
 Polish your shoes,
 Teddy bear, teddy bear,
 Go to school.

4. TWINKLE, TWINKLE

Twinkle, Twinkle, little star,
 How I wonder, what you are!
 Up above the world so high,
 Like a diamond in the sky.